

Standard features of BW products:

- Continuous LCD shows real-time gas concentrations
- Water-resistant
- Automatic calibration procedure; compatible with BW MicroDock II automatic test and calibration station
- Full function self-test of sensor, battery status, circuit integrity and audible/visual alarms on start up
- Bright wide-angled visual alarm bars
- Built-in concussion-proof boot

Additional GasAlertMicro 5 Features:

- Integral motorized pump option for remote sampling
- Equipped with internal vibrating alarm for high noise areas
- Two power options: AA alkaline or rechargeable hot-swappable battery packs
- Multi-language support in English, French, German, Spanish and Portuguese

Options and Accessories



Integral pump and battery charger Confined space kit Belt holster Collapsible sampling probe


For a complete list of accessories, please contact BW Technologies.

Sensor Specifications

Gas	Measuring Range (ppm)	Default Resolution (ppm)	High Resolution (ppm)
H ₂ S	0-500	1.0	0.1
CO	0-999	1.0	N/A
TwinTox (H ₂ S)	0-500	1.0	0.1
TwinTox (CO)	0-500	1.0	N/A
O ₂	0-30.0%	0.1%	N/A
SO ₂	0-150	1.0	0.1
PH ₃	0-5.0	1.0	0.1
NH ₃	0-100	1.0	0.1
NO ₂	0-99.9	1.0	0.1
HCN	0-30.0	1.0	0.1
Cl ₂	0-50.0	1.0	0.1
ClO ₂	0-1.0	0.1	0.01
O ₃	0-1.0	0.1	0.01
PID (VOCs)	0-1000	1	N/A
IR (CO ₂)	0-50,000 0-5.0% v/v	50 0.01%	N/A N/A
Combustible gases	0-100% LEL 0-5.0% v/v	1% 0.1%	N/A

Alarm set points for all sensors are user adjustable. Set point(s) are automatically displayed during instrument start up.

Locally available from



GasAlertMicro 5 Specifications																									
Size	5.7 x 2.9 x 1.5 in. / 14.5 x 7.4 x 3.8 cm																								
Weight	13.1 oz. / 370 g																								
Temperature	-4 to +122°F / -20 to +50°C 14 to +104°F / -10 to +40°C (PID)																								
Alarms	- Visual, vibrating, audible (95 dB) - Low, High, STEL, TWA, OL (over limit)																								
Tests	Sensor integrity, circuitry, battery and audible/visual alarms on activation, battery (continuous)																								
Pump	Optional; Sample from up to 66 ft. / 20 m																								
User options	<table border="0"> <tr> <td>Confidence beep</td> <td>Combustible gas measurement (% LEL or % by volume methane)</td> </tr> <tr> <td>Set STEL interval</td> <td>O₂ auto calibration on start up</td> </tr> <tr> <td>Set TWA method</td> <td>Automatic backlight</td> </tr> <tr> <td>Sensor on/off</td> <td>Sleep mode</td> </tr> <tr> <td>Latching alarms</td> <td>User-settable calibration gas level</td> </tr> <tr> <td>Safe display mode</td> <td>Calibration due lockout</td> </tr> <tr> <td>Stealth mode</td> <td>Daily bump test</td> </tr> <tr> <td>Adjust Clock</td> <td>Language choices (five)</td> </tr> <tr> <td>Set datalogger rate</td> <td>High resolution</td> </tr> <tr> <td>Passcode protection</td> <td></td> </tr> <tr> <td>Correction factor library (LEL, PID)</td> <td></td> </tr> <tr> <td>Fast pump</td> <td></td> </tr> </table>	Confidence beep	Combustible gas measurement (% LEL or % by volume methane)	Set STEL interval	O ₂ auto calibration on start up	Set TWA method	Automatic backlight	Sensor on/off	Sleep mode	Latching alarms	User-settable calibration gas level	Safe display mode	Calibration due lockout	Stealth mode	Daily bump test	Adjust Clock	Language choices (five)	Set datalogger rate	High resolution	Passcode protection		Correction factor library (LEL, PID)		Fast pump	
Confidence beep	Combustible gas measurement (% LEL or % by volume methane)																								
Set STEL interval	O ₂ auto calibration on start up																								
Set TWA method	Automatic backlight																								
Sensor on/off	Sleep mode																								
Latching alarms	User-settable calibration gas level																								
Safe display mode	Calibration due lockout																								
Stealth mode	Daily bump test																								
Adjust Clock	Language choices (five)																								
Set datalogger rate	High resolution																								
Passcode protection																									
Correction factor library (LEL, PID)																									
Fast pump																									
Ratings	EMI/RFI: Complies with EMC Directive 89/336/EEC IP 65/66																								
Certifications and approvals	<p>Class I, Div. 1, Gr. A, B, C, D American Bureau of Shipping - Toxic & PID models</p> <p>ATEX: CE II 1 G Ga Ex ia IIC T4* CE II 2 G - IR model only Ex d ia IIC T4*</p> <p>Under-going performance approval testing at the BAM test house in Germany. According to standards EN 60079-29-1 (LEL); EN 50104 (O₂), EN 45544-1 and -2 (H₂S & CO).</p> <p>IECEX: Ga Ex ia IIC T4* Ex d ia IIC T4* - IR model only</p> <p>CE: European Conformity</p> <p><small>*Temperature codes may vary as a function of the batteries installed. Please see owner's manual for a complete listing of compatible batteries and codes.</small></p>																								
Warranty	Full two year warranty including sensors (1 year NH ₃ , Cl ₂ , O ₃ , CO ₂ and PID lamp)																								



European Headquarters
5 Canada Close
Banbury, United Kingdom
OX16 2RT
tel +44 (0) 1295.700.300
fax +44 (0) 1295.700.301

Europe +44 (0) 1295.700.300
France +33 (0) 442.98.17.70
Germany +49 (0) 2137.17.6522
Middle East +971.4.4505852
USA 1.888.749.8878

Latin America +55.11.3475.1873
S.E. Asia +65.6580.3468
China +86.10.6786.7305
Australia +61.3.9464.2770
Other Countries +1.403.248.9226



GasAlertMicro5 Series multi-gas detectors



Protect yourself

Simultaneously monitor and display up to five atmospheric hazards with the GasAlertMicro 5 Series. Adaptable to a variety of applications, the GasAlertMicro 5 Series has an extensive selection of user-settable field options and is available as either a standard toxic gas model, a PID model for the detection VOCs, or an IR model for CO₂ detection. Use the passcode function to prevent unauthorized modifications of the instrument's settings. Compatible with BW's MicroDock II automatic test and calibration system, the GasAlertMicro 5 Series is unparalleled in its versatility, performance and overall value.



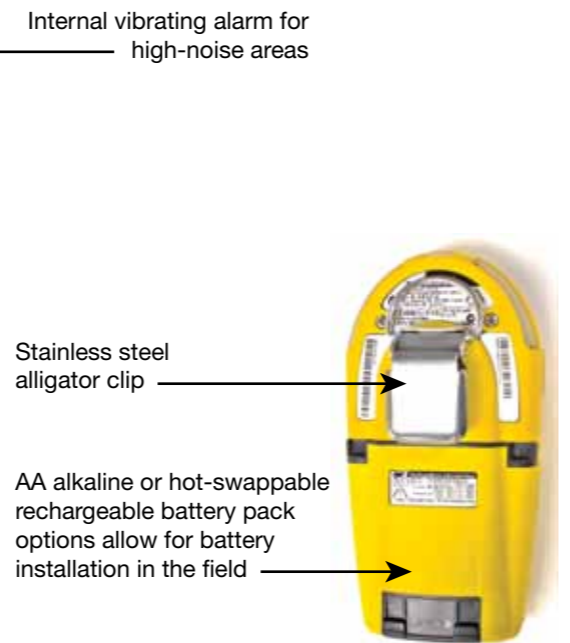
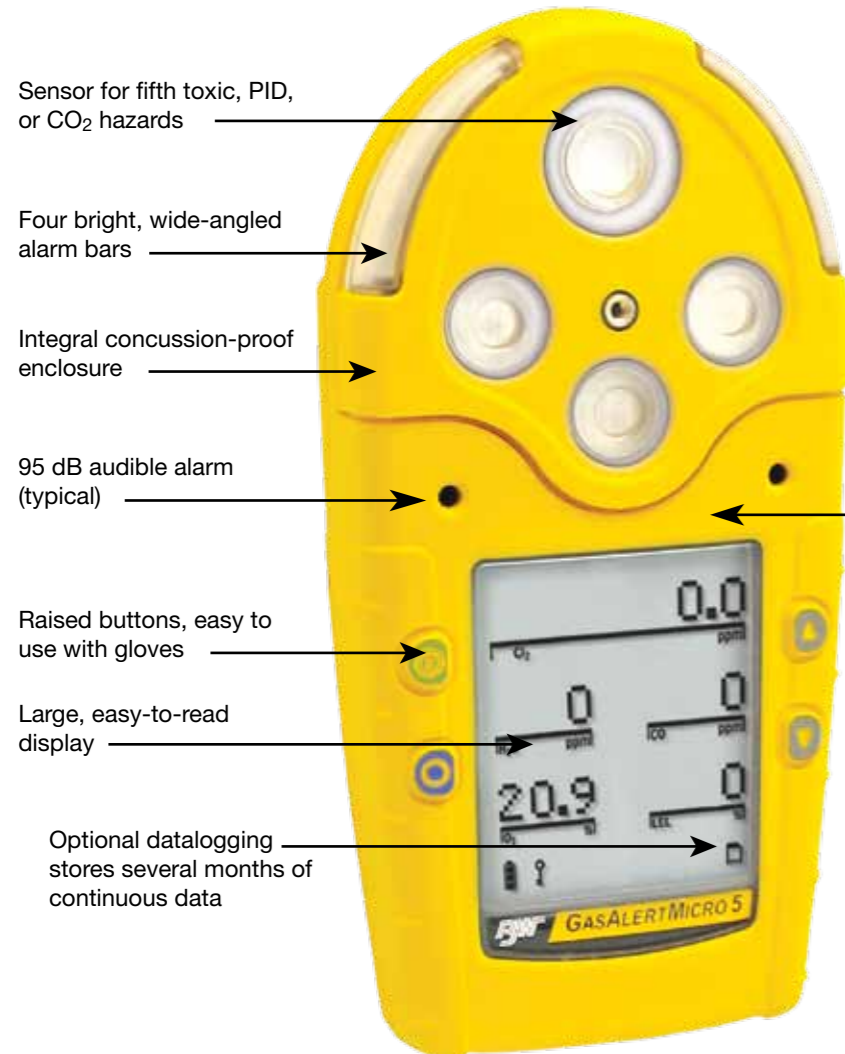
NEW
Generation 2 pump with visible integrated filter

- Measure up to five atmospheric hazards concurrently
- Fully customizable to suit any application
- Rapidly switch from diffusion mode to the optional integrated pump in the field

- VOCs
- CO₂
- LEL
- H₂S
- CO
- O₂
- SO₂
- PH₃
- NH₃
- NO₂
- HCN
- Cl₂
- ClO₂
- O₃



Wear yellow. Work safe.



Sensors

The GasAlertMicro 5 is available in three models: toxic/electrochemical, PID (for VOCs) or IR (for CO₂). For more information about available sensor configurations, please contact BW Technologies by Honeywell.



Electrochemical and catalytic bead sensors available for:

- | | | |
|------------------|-----------------|--------------------|
| H ₂ S | CO | O ₂ |
| SO ₂ | Cl ₂ | ClO ₂ |
| NH ₃ | PH ₃ | HCN |
| NO ₂ | O ₃ | Combustibles (LEL) |



Photoionization sensor available for volatile organic compounds (VOCs) detection.



Infrared (IR) gold series sensors available for carbon dioxide (CO₂) detection.

Note: Due to board and sensor configuration GasAlertMicro 5 models are not interchangeable (i.e. a PID sensor cannot be used in a IR configured unit).

GasAlertMicro 5	
Industry or Application	Sources of Additional Hazards
CONFINED SPACE ENTRY	Various sources - industrial chemicals
WASTEWATER PLANTS	Cl ₂ , NH ₃ , ClO ₂ from treatment
STEEL / IRON PRODUCTION	NO ₂
PULP AND PAPER	Cl ₂ from bleaching
Food and Beverage	NH ₃ from refrigerants, ice production PH ₃ from fumigation
Construction	Confined space entry, trenching, and NO ₂ from diesel exhaust
GasAlertMicro 5 PID	
Industry or Application	Sources of VOC Hazards
CONFINED SPACE ENTRY	Respiration and aerobic bacterial decomposition
HAZMAT / HOMELAND SECURITY	Detect flammables not detected by LEL sensor (diesel, gasoline vapor, turpentine, etc)
INDUSTRIAL HYGIENE AND CONFINED SPACE	Wide number of potential hazards (benzene, diesel, ethanol, toluene, etc.) dependant on industry
AIRLINES (WING-TANK ENTRY)	Jet fuel not detectable by LEL sensor, PID required
LANDFILLS	Decomposing organic matter, emission of chemical compounds
OIL AND GAS	By-products of refining processes
Chemical Plants	Number of potential hazards dependant on product and process of manufacturing
GasAlertMicro 5 IR	
Industry or Application	Sources of CO ₂ Hazards
Confined Space Entry	Respiration and aerobic bacterial decomposition
Wineries and Breweries	By-product of yeast fermentation
Agriculture	Greenhouses, mushroom farms use CO ₂ to enhance growth; also used to speed ripening of fruits and vegetables, aerobic bacteria in manure pits
Marine Fuel Transport / Shipping and Shipyards	Used for fire suppression and inerting cargo holds
Oil Well Fracturing	Injected into mature wells for further oil extraction
Wastewater Treatment	Aerobic bacteria
Food Industry / Cold Storage	Solid CO ₂ (dry ice) used as a refrigerant and for carbonation; CO ₂ used in packaging to extend storage shelf life
Industrial and Chemical Manufacturing	CO ₂ used in various processes
Landfills	Biodegradation (aerobic decomposition) of waste

Instrument model differences			
	GasAlertMicro 5	GasAlertMicro 5 PID	GasAlertMicro 5 IR
Gases Detected	H ₂ S, CO, O ₂ , SO ₂ , PH ₃ , NH ₃ , NO ₂ , HCN, Cl ₂ , ClO ₂ , O ₃ and combustibles (LEL)	VOCs (PID), H ₂ S, CO, O ₂ , SO ₂ , PH ₃ , NH ₃ , NO ₂ , HCN, Cl ₂ , ClO ₂ , O ₃ and combustibles (LEL)	CO ₂ (IR), H ₂ S, CO, O ₂ , SO ₂ , NH ₃ , O ₃ and combustibles (LEL)
Sensors	Plug-in, electrochemical cell (toxic and oxygen); catalytic (LEL)	Plug-in, electrochemical cell (toxic and oxygen); catalytic (LEL); Photoionization detector (PID) with 10.6 eV lamp for volatile organic compounds (VOCs)	Plug-in, electrochemical cell (toxic and oxygen); catalytic (LEL); infrared (IR) for carbon dioxide (CO ₂)
Typical battery life¹			
AA Alkaline	20 hours	15 hours	15 hours
Rechargeable	20 hours	15 hours	15 hours

¹Based on the run time of a 5-gas instrument in diffusion mode at +68°F/+20°C, other instrument configurations or environmental conditions may increase/decrease the battery life of your instrument.



Both the diffusion and pumped configurations are compatible with the MicroDock II automated bump test and calibration system